

<b>Title of meeting:</b>	Governance and Audit and Standards Committee
<b>Subject:</b>	Procurement Management Information
<b>Date of meeting:</b>	3 March 2020
<b>Report by:</b>	Director of Finance
<b>Wards affected:</b>	N/A

---

It is recommended that the attached appendices **4 and 5** be considered as an exempt/confidential matter and that the press and public are excluded for the following reasons.

- Exempt information is defined in section 100A and, by reference, schedule 12A of the Local Government Act 1972 ("the 1972 act"). To be exempt, information must fall within one of the categories listed in paragraphs 1 to 7 of schedule 12A, must not fall within one of the excluded categories in paragraphs 8 and 9 and the public interest in maintaining the exemption must outweigh the public interest in disclosing the information.
- The attached appendices **4 and 5** contain some information relating to the financial or business affairs of particular companies as well as PCC; and although there is a public interest favouring public access to local authority meetings, given the financial and commercially sensitive information contained in the report the public interest in maintaining the exemption outweighs the public interest in disclosing the (exempt) information.

### **1. Requested by**

Governance and Audit and Standards Committee

### **2. Purpose**

To provide evidence to allow the committee to evaluate the extent that Portsmouth City Council is achieving value for money in its contracts for goods, services and works.

### **3. Information requested**

The way that the city council demonstrates that it is paying competitive rates is by:

- a) subjecting procurement to a competitive process
- b) ensuring that we obtain the quality of service that we are paying for
- c) testing value for money against industrial comparators

**THIS ITEM IS FOR INFORMATION ONLY**



### **Section 1: Compliance with Contract Procedure Rules**

This table reports on all invoices paid against purchase orders with a value of £5,000 or more in **September 2019**, and therefore reports on all medium and high value contracts as defined by the Contract Procedure Rules. Contracts of £5,000 or more must be published on the Contracts Register.

The presence of a contract on the Contracts Register implies that either:

- The contract has been awarded following a competitive process of quotation or tender and that at least three written quotations or tenders have been received; or
- A waiver has been approved by the appropriate director, the procurement manager or gateway board to allow departure from the Contract Procedure Rules with written justification for this approval.

The committee approved a recommendation of a target of greater than 95% conformance with contract procedure rules. Where this target is not met by an individual directorate, a comment on the risk of the non-compliant spend in the monitoring month is provided by the procurement manager.

Purchase orders that are linked to a contract on the contracts register are flagged as compliant. Legal services has commented that whilst this methodology is indicative of good practice, is not definitive as to compliance with legal requirements.

THIS ITEM IS FOR INFORMATION ONLY



Portsmouth  
CITY COUNCIL

Directorate	Year to date 2019/20			September 2019			Risk (if less than 95% target)
	Total transaction value	Total value of non-compliant transactions	% compliance	Total transaction value	Total value of non-compliant transactions	% compliance	
Adult Services	£7,701,504	£1,061,451	86%	£912,361	£15,992	98%	
Children Families and Education	£12,442,332	£4,491,517	64%	£1,715,974	£376,885	78%	LOW
Corporate Services	£4,839,034	£248,417	95%	£552,295	£648	100%	
Culture Leisure and Regulatory Services	£3,176,159	£905,759	71%	£372,172	£9,250	98%	
Executive	£10,244	£4,994	51%	£4,994	£4,994	0%	LOW
Finance	£515,820	£70,661	86%	£66,082	£0	100%	
Housing Neighbourhood and Building Services	£23,271,617	£2,277,500	90%	£5,041,435	£62,128	98%	
Portsmouth International Port	£1,963,872	£0	100%	£318,779	£0	100%	
Public Health	£4,870,635	£208,489	96%	£510,134	£0	100%	
Regeneration	£3,023,741	£1,392,723	54%	£238,122	£31,860	87%	LOW
Capital schemes	£16,545,065	£3,930,029	76%	£2,946,417	£9,255	100%	
<b>TOTAL</b>	<b>£78,360,023</b>	<b>£14,591,539</b>	<b>81%</b>	<b>£12,678,764</b>	<b>£510,993</b>	<b>96%</b>	

**THIS ITEM IS FOR INFORMATION ONLY**



A detailed commentary on non-compliant transactions in the month of September 2019 is provided in **Appendix 1**.

Reports on low level transactions (less than £5,000) have not been requested by the procurement manager and so do not appear in Appendix 1.

**Section 2: Waivers awarded this quarter**

This table presents a summary of those contracts added to the contract register during Q3 2019/20 which have a waiver associated with them.

Waivers for procurements which depart from the Contract Procedure Rules are recorded for contracts over £5,000 value.

Available reasons for waivers are:

- Direct award
- Not obtaining 3 bids
- Not advertising the opportunity
- Insufficient time
- Emergency
- Use of a previous tender
- Original spend estimate wrong
- Shared service
- Single source
- Service user choice
- Other

Under the Contract Procedure Rules, waivers can be approved by:

- Director (or chief executive) - up to £100,000
- Procurement manager - £100,000 to £1m
- Gateway board - over £1m

More detail regarding waivers approved in Q3 2019/20 is provided in **Appendix 2**

**Use of waivers in Q3:**

Reason for waiver	Number of contracts	Contract value
Direct award	44	£1,601,453
Not obtaining 3 bids	8	£179,903
Insufficient time	4	£340,043
Single source	4	£137,100
Emergency	1	£10,000
Not advertising the opportunity	1	£31,510
<b>Total</b>	<b>62</b> (56% of all contracts awarded in Q3)	<b>£2,300,009</b> (6% of all contracts awarded in Q3)

Detail of waivers awarded in Q3:

	Value of all contracts awarded	Total number of contracts awarded	Waiver reasons	Value of Waivers	Number of waivers
Adult services	£ 11,708,587	5	Direct award	£ 3,570	1
			<b>TOTAL WAIVERS</b>	<b>£ 3,570</b>	<b>1</b>
			<b>Waivers as % of all contracts</b>	<b>0%</b>	<b>20%</b>
Children Families and Education	£ 738,051	9	Single source	£ 110,100	2
			Direct award	£ 68,865	4
			<b>TOTAL WAIVERS</b>	<b>£ 178,965</b>	<b>2</b>
			<b>Waivers as % of all contracts</b>	<b>24%</b>	<b>22%</b>
Corporate Services	£ 16,264,465	20	Direct award	£ 398,699	6
			Single source	£ 21,000	1
			<b>TOTAL WAIVERS</b>	<b>£ 419,699</b>	<b>7</b>
			<b>Waivers as % of all contracts</b>	<b>3%</b>	<b>35%</b>
Culture Leisure and Regulatory Services	£ 194,033	13	Direct award	£ 58,513	5
			Not obtaining 3 bids	£ 31,923	1
			Insufficient time	£ 8,143	1
			<b>TOTAL WAIVERS</b>	<b>£ 98,579</b>	<b>7</b>
			<b>Waivers as % of all contracts</b>	<b>51%</b>	<b>54%</b>
Finance	£ 1,299,622	6	Direct award	£ 57,700	1
			Not obtaining 3 bids	£ 11,583	2
			<b>TOTAL WAIVERS</b>	<b>£ 69,283</b>	<b>3</b>
			<b>Waivers as % of all contracts</b>	<b>5%</b>	<b>50%</b>
Housing Neighbourhood and Building Services	£ 9,014,878	18	Direct award	£ 254,671	4
			<b>TOTAL WAIVERS</b>	<b>£ 254,671</b>	<b>4</b>
			<b>Waivers as % of all contracts</b>	<b>3%</b>	<b>22%</b>
Portsmouth International Port	£ 197,881	9	Not obtaining 3 bids	£ 123,072	4
			Direct award	£ 39,409	2
			Insufficient time	£ 19,400	1
			Emergency	£ 10,000	1
			Single source	£ 6,000	1
			<b>TOTAL WAIVERS</b>	<b>£ 197,881</b>	<b>9</b>
			<b>Waivers as % of all contracts</b>	<b>100%</b>	<b>100%</b>
Public Health	£ 250,119	6	Direct award	£ 250,119	6
			<b>TOTAL WAIVERS</b>	<b>£ 250,119</b>	<b>6</b>
			<b>Waivers as % of all contracts</b>	<b>100%</b>	<b>100%</b>
Regeneration	£ 1,717,463	24	Direct award	£ 469,907	15
			Insufficient time	£ 300,000	1
			Not advertising the opportunity	£ 31,510	1
			Not obtaining 3 bids	£ 13,325	1
			<b>TOTAL WAIVERS</b>	<b>£ 814,742</b>	<b>18</b>
			<b>Waivers as % of all contracts</b>	<b>47%</b>	<b>75%</b>
<b>TOTAL</b>	<b>£ 41,385,099</b>	<b>110</b>			

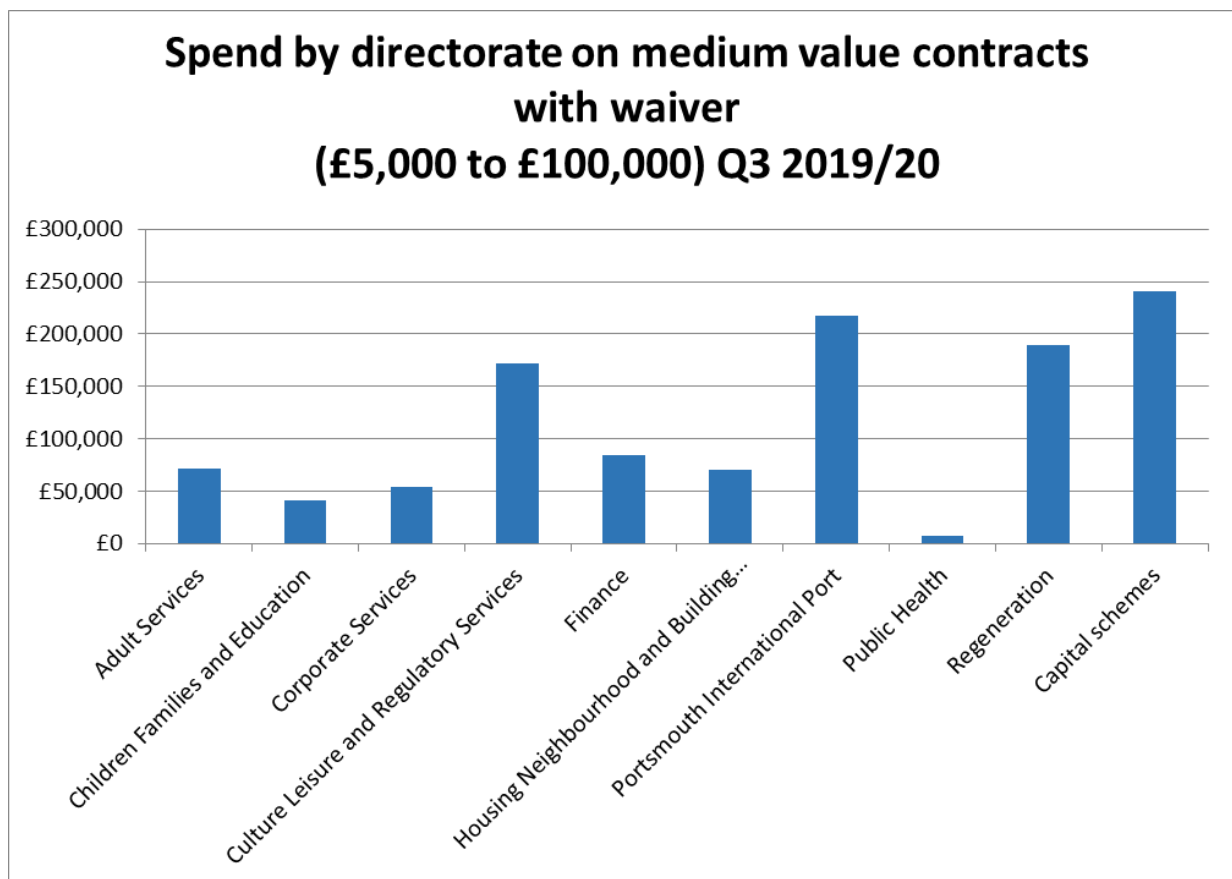
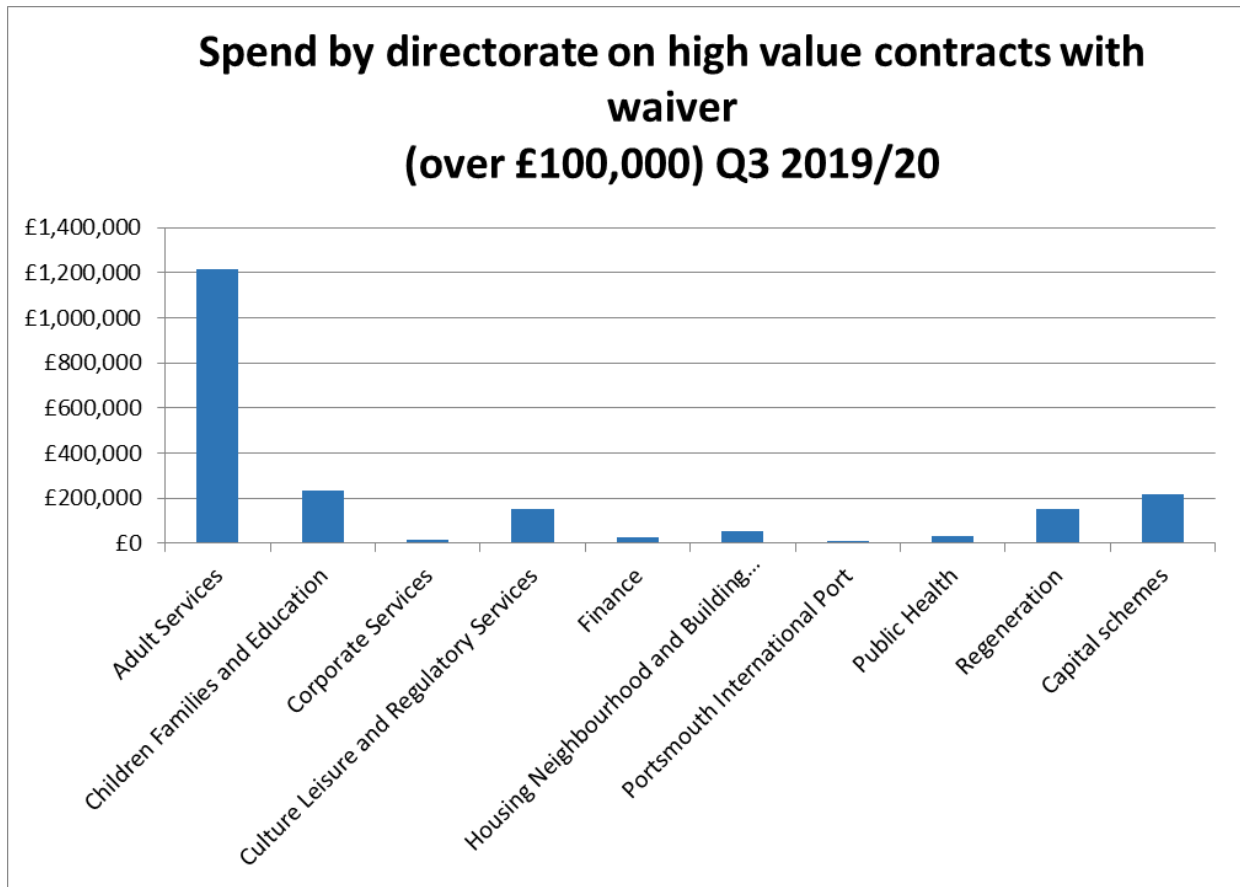
### Section 3: Spend with waiver

The table and graphs provide a breakdown by directorate of the actual spend during Q3 2019/20 on contracts which have waivers associated with them (regardless of when the waiver was approved).

Waivers are not required for contracts below £5,000 (under CPRs).

See **Appendix 3** for details of payments under contracts with waivers in Q3.

	Total spend in quarter	Waiver spend in quarter	% of total spend covered by waiver in quarter
Adult Services	£3,160,389	£1,286,234	41%
Children Families and Education	£5,902,403	£276,268	5%
Corporate Services	£1,360,130	£67,484	5%
Culture Leisure and Regulatory Services	£1,166,052	£321,917	28%
Executive	£31,923	£0	0%
Finance	£731,118	£113,160	15%
Housing Neighbourhood and Building Services	£13,881,190	£131,928	1%
Portsmouth International Port	£2,374,099	£230,245	10%
Public Health	£3,035,387	£42,147	1%
Regeneration	£1,540,871	£343,816	22%
Capital schemes	£9,775,398	£459,658	5%
<b>TOTAL</b>	<b>£42,958,961</b>	<b>£3,272,858</b>	<b>8%</b>



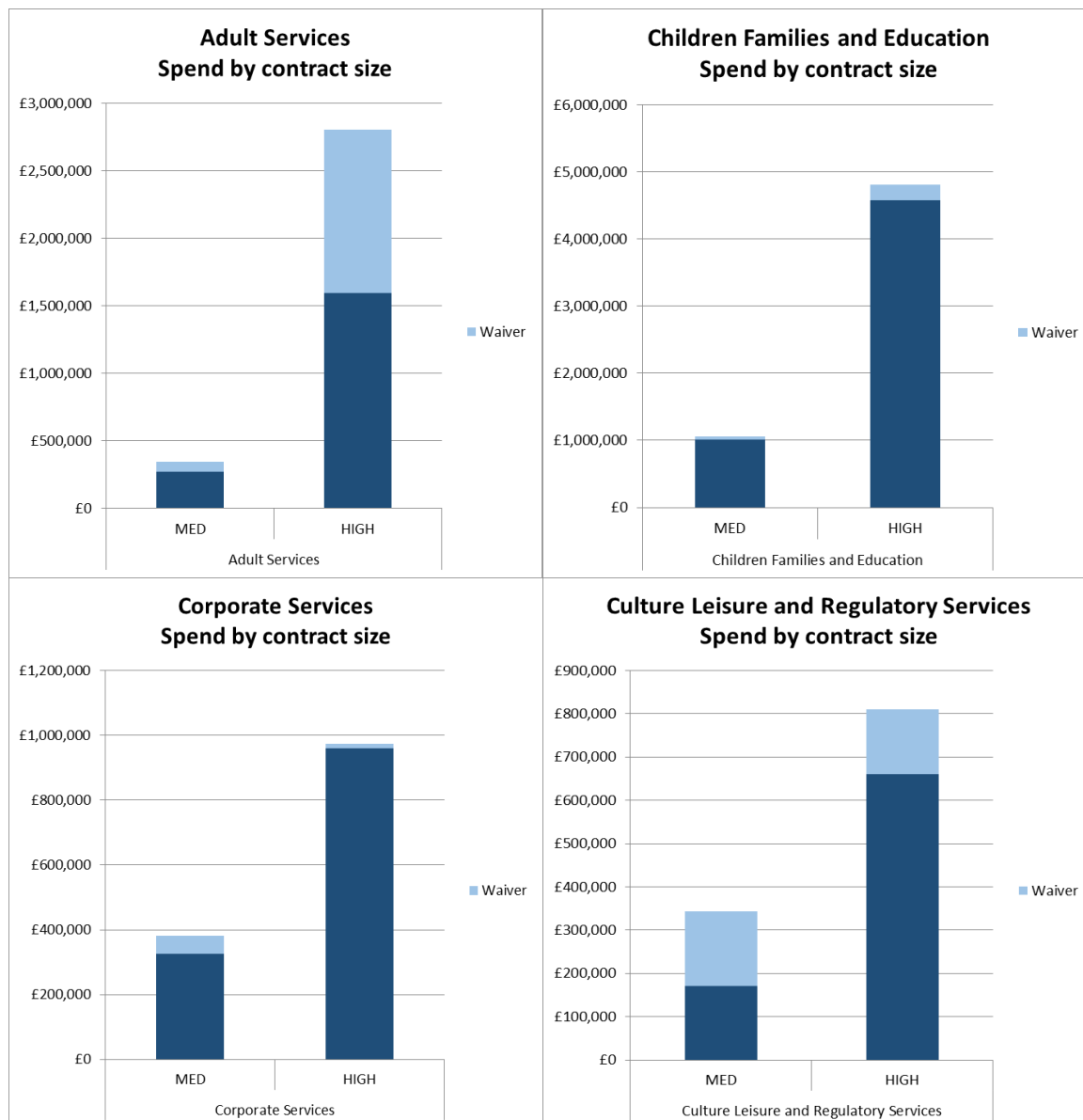


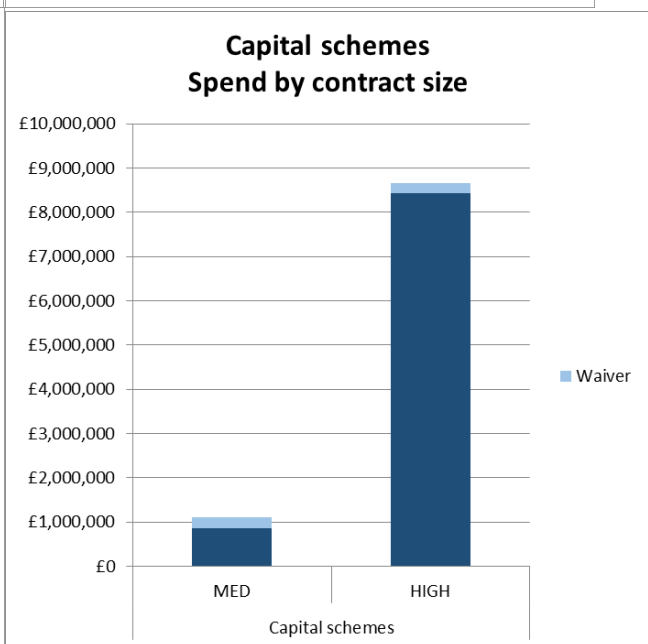
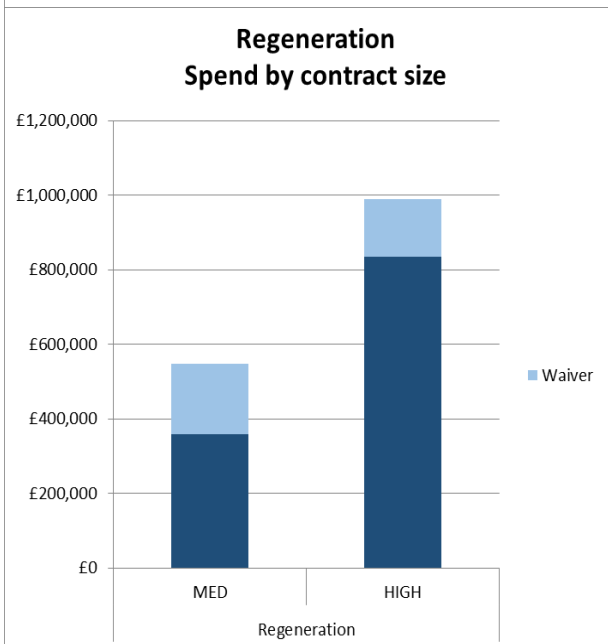
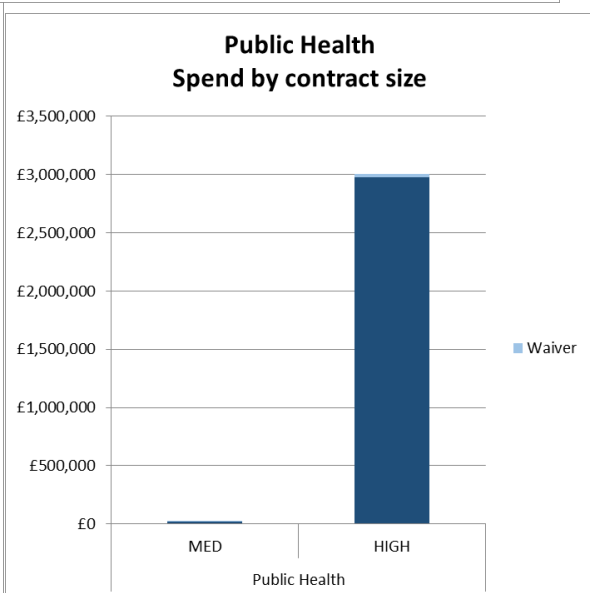
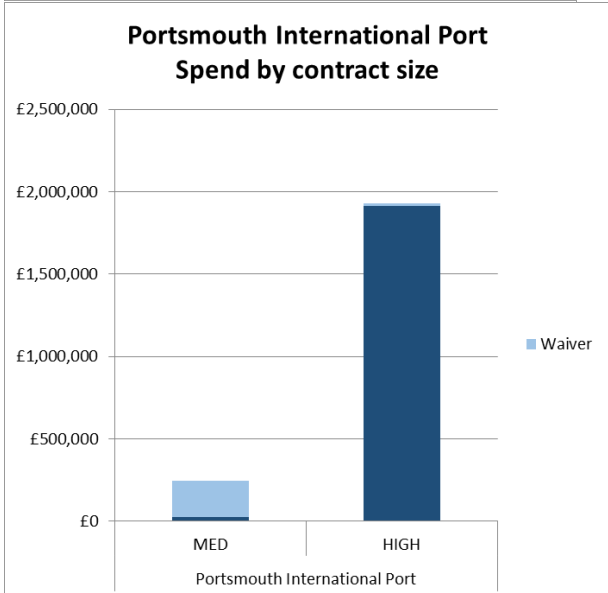
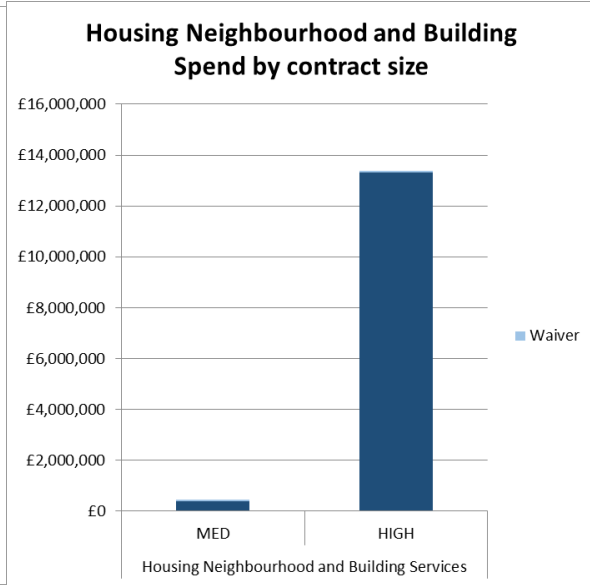
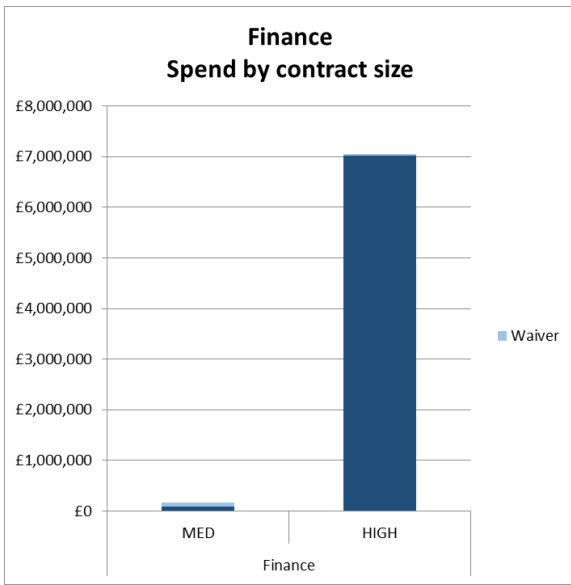
**Section 4: spend by contract size**

The following graphs present the actual spend by directorate in Q3 2019/20, and how this is broken down into spend under high and medium value contracts.

High value contracts                    £100,000 and over  
 Medium value contracts            between £5,000 and £100,000

The columns are stacked to show the proportion of the total spend which has been associated with a waiver.





**THIS ITEM IS FOR INFORMATION ONLY**



**Section 5: top 20 suppliers**

The table below shows the council's top 20 suppliers and provides details of the nature and value of the contracts with them.

	Supplier	Principal activity of supplier	Directorates spending with this supplier	Value of spend in Q3	Contract name / purchase order detail	Lifetime contract value
1	<b>ENSIGN HIGHWAYS LTD</b>	Acts as highway maintenance contractors, specifically to operate a PFI contract with Portsmouth City Council	Finance	£6,490,133	Highways PFI - Portsmouth	£625,000,000
			Culture Leisure and Regulatory Services	£117,430	Highways PFI - Portsmouth	£625,000,000
			Capital schemes	£91,449	Highways PFI - Portsmouth	£625,000,000
			Regeneration	£14,373	Highways PFI - Portsmouth	£625,000,000
			<b>ENSIGN HIGHWAYS LTD TOTAL</b>	<b>£6,713,384</b>		
2	<b>COMSERV (UK) LIMITED</b>	The provision of maintenance services to local authorities	Housing Neighbourhood and Building Services	£4,631,585	Housing Repair and Maintenance - Comserv (1)	£130,000,000
			<b>COMSERV (UK) LTD TOTAL</b>	<b>£4,631,585</b>		
3	<b>MOUNTJOY LIMITED</b>	Facilities maintenance and the provision of building services	Housing Neighbourhood and Building Services	£3,465,014	Housing Repair and Maintenance - Mountjoy (1)	£130,000,000
			Capital schemes	£94,545	Cliffdale Primary Academy - Internal Refurbishment	£249,656
			Housing Neighbourhood and Building Services	£20,510	Southampton House	£362,286
			Capital schemes	£4,718	Portsmouth Watersports Centre Phase 2	£318,914
			<b>MOUNTJOY LIMITED TOTAL</b>	<b>£3,584,788</b>		

THIS ITEM IS FOR INFORMATION ONLY



Portsmouth  
CITY COUNCIL

	Supplier	Principal activity of supplier	Directorates spending with this supplier	Value of spend in Q3	Contract name / purchase order detail	Lifetime contract value
4	SOLENT NHS TRUST	Public sector hospital activities, including NHS trusts	Public Health	£1,721,390	S75 AGREEMENT HEALTH VISITING, SCHOOL NURSING AND FAMILY NURSE PARTNERSHIP	£2,467,987
			Public Health	£494,049	Provision of Public Health Services: Level 3 Sexual Health Services	£10,829,900
			Children Families and Education	£121,139	Continuing Care Packages	£121,139
			Adult Services	£78,071	Integrated health and social care	£78,071
			Children Families and Education	£58,146	Child and Adolescent Mental Health Services	£1,162,920
			Children Families and Education	£19,202	Provision of Public Health Services: Level 3 Sexual Health Services	£10,829,900
			Adult Services	£14,190	Continuing Care Packages	£14,190
			Children Families and Education	£5,666	Family Nurse Partnership Programme	£632,408
			Adult Services	£2,948	Speech and Language Therapy (SALT)	£8,750
			Children Families and Education	£1,750	Speech and Language Therapy (SALT)	£8,751
			<b>SOLENT NHS TRUST TOTAL</b>			<b>£2,516,550</b>

**THIS ITEM IS FOR INFORMATION ONLY**



**Portsmouth**  
CITY COUNCIL

	Supplier	Principal activity of supplier	Directorates spending with this supplier	Value of spend in Q3	Contract name / purchase order detail	Lifetime contract value
5	<b>HAMPSHIRE COUNTY COUNCIL</b>	General (overall) public service activities	Adult services	£1,135,477	Provision of Care - Harry Sotnick House	£8,000,000
			Children Families and Education	£468,469	LOCAL AUTHORITY'S PLACEMENT FOR MULTIPLE CHILDREN	£468,469
			Regeneration	£31,500	LAND SUPPLY, DEMOGRAPHIC DATA & FORECASTS / ARCHAEOLOGICAL & ECOLOGICAL ADVICE	£31,500
			Capital schemes	£28,980	TRAFFIC MODELLING	£28,980
			Corporate Services	£17,700	PROVISION OF SOCIO-ECONOMIC REVIEW	£17,700
			Housing Neighbourhood and Building Services	£6,250	BI RECYCLING CONTAMINATION PROGRAMME	£7,500
			Children Families and Education	£4,277	Staff secondment	£24,471
			Adult Services	£5,070	HARRY SOTNICK HOUSE - GENERAL SUPPLIES	£13,000
			Culture Leisure and Regulatory Services	£862	Commercial samples	£3,500
						<b>HAMPSHIRE COUNTY TOTAL</b>
6	<b>PMC CONSTRUCTION AND DEVELOPMENT SERVICES LTD</b>	Construction of commercial buildings	Capital schemes	£1,128,076	Former Southsea Community Centre - Construction of 23 flats	£3,434,704
			Capital schemes	£210,814	Design and Construction of a 5 Bed DPU House at Bredenbury Crescent	£343,172
			Capital schemes	£64,354	Design & Construction of residential development - Ivy Close, Somerstown	£8,498,968
			Capital schemes	£58,590	Design & Construction of Residential Developments - Rear of Blendworth Crescent	£7,801,399
			Capital schemes	£46,175	Pre-construction services - Doyle Avenue Residential Development	£150,000
						<b>PMC CONSTRUCTION AND DEV TOTAL</b>
7	<b>LIBERTY GAS GROUP LIMITED</b>	The provision of installation, service and repair of gas appliances	Housing, neighbourhood and building services	£1,383,717	Gas Maintenance and Annual Servicing of Housing Properties	£45,000,000
						<b>LIBERTY GAS GROUP LIMITED TOTAL</b>

THIS ITEM IS FOR INFORMATION ONLY



Portsmouth  
CITY COUNCIL

	Supplier	Principal activity of supplier	Directorates spending with this supplier	Value of spend in Q3	Contract name / purchase order detail	Lifetime contract value
8	<b>D M HABENS (THE BUILDER) LTD</b>	General builders	Housing Neighbourhood and Building Services	£257,039	Repair & Decoration - Wilmcote House Stairwells	£754,798
			Housing Neighbourhood and Building Services	£171,545	FRA Actions (Site 2) - Leigh Park 2019	£256,448
			Housing Neighbourhood and Building Services	£133,413	Fire Safety - Wecock Farm Site 2	£185,688
			Capital schemes	£115,156	Prospect Lane- Ashe Road Phase 1	£306,754
			Housing Neighbourhood and Building Services	£112,555	Stairwell Refurbishment - Buckingham Green	£116,549
			Capital schemes	£93,430	Willows Centre - Internal Refurbishment	£130,599
			Housing Neighbourhood and Building Services	£41,697	Paulsgrove FRA Actions - Site 2	£161,519
			Housing Neighbourhood and Building Services	£34,829	Paulsgrove FRA Actions - Site 3	£122,483
			Culture Leisure and Regulatory Services	£29,870	Wimbledon Park Sports Centre - Priority Repairs	£31,923
			Capital schemes	£23,714	Internal Refurbishment-Kestrel Centre Relocation	£141,238
			Capital schemes	£16,302	34 Spenlow Close - Garage Conversion	£22,506
			Capital schemes	£8,927	Access Works - Ditcham Crescent	£29,980
			<b>D M HABENS (THE BUILDER) LTD TOTAL</b>			<b>£1,038,476</b>

**THIS ITEM IS FOR INFORMATION ONLY**



**Portsmouth**  
CITY COUNCIL

	Supplier	Principal activity of supplier	Directorates spending with this supplier	Value of spend in Q3	Contract name / purchase order detail	Lifetime contract value
9	<b>THE SOCIETY OF ST JAMES</b>	The relief of poverty, sickness, hardship and distress in particular of persons who are homeless, unemployed or who have drug, alcohol or other substance addiction	Public Health	£722,001	Integrated Drug and Alcohol Recovery, Supported Housing and Homeless Support Service	£15,872,220
			Adult Services	£55,000	Substance Misuse and Mental Health Dual Diagnosis Supported Living Service	£524,553
			Housing Neighbourhood and Building Services	£48,257	Young Persons' Hostel Services - Portsmouth	£1,873,713
			Housing Neighbourhood and Building Services	£33,333	Integrated Drug and Alcohol Recovery, Supported Housing and Homeless Support Service	£15,872,220
			Housing Neighbourhood and Building Services	£13,384	Core Homelessness Services	£1,674,387
			<b>THE SOCIETY OF ST JAMES TOTAL</b>	<b>£871,976</b>		
10	<b>COMENSURA LTD</b>	The management of contingent labour spend on both a vendor independent and a vendor neutral basis	Corporate Services	£827,351	Managed Services for Temporary Agency Resources to Portsmouth City Council	£10,000,000
			<b>COMENSURA LTD TOTAL</b>	<b>£827,351</b>		
11	<b>KNIGHTS BROWN CONSTRUCTION LTD</b>	Civil engineering and construction	Capital schemes	£800,886	North Portsea Island Coastal Defence Scheme – Phase 3: Tipner Lake	£10,469,685
			<b>KNIGHTS BROWN CONSTRUCTION LTD TOTAL</b>	<b>£800,886</b>		
12	<b>MIDAS CONSTRUCTION LTD</b>	Design and construct contracting and traditional building and the provision of services in the united kingdom	Capital schemes	£694,450	Charter Academy School Expansion	£4,120,350
			<b>MIDAS CONSTRUCTION LTD TOTAL</b>	<b>£694,450</b>		
13	<b>MILLBROOK HEALTHCARE</b>	Delivery of a community health equipment store service	Adult Services	£610,147	Community Equipment Store	£6,144,971
			<b>MILLBROOK HEALTHCARE TOTAL</b>	<b>£610,147</b>		
14	<b>BIFFA MUNICIPAL LTD</b>	The provision of municipal services	Housing, neighbourhood and building services	£275,096	Domestic Waste Collection Services in Portsmouth	£24,800,000
			<b>BIFFA MUNICIPAL LTD TOTAL</b>	<b>£275,096</b>		

**THIS ITEM IS FOR INFORMATION ONLY**



**Portsmouth**  
CITY COUNCIL

	Supplier	Principal activity of supplier	Directorates spending with this supplier	Value of spend in Q3	Contract name / purchase order detail	Lifetime contract value
15	ATKINS LTD	Consultancy services	Regeneration	£355,687	Professional Support Partnership Framework - Transport & Environment, Planning and Major Projects	£6,000,000
			Capital schemes	£238,958	Professional Support Partnership Framework - Transport & Environment, Planning and Major Projects	£6,000,000
			<b>ATKINS LTD TOTAL</b>	<b>£594,645</b>		
16	CANADA LIFE INVESTMENTS	A company engaged in the provision of fund management and management services	Housing Neighbourhood and Building Services	£567,076	Wightlink Ferry Terminal, land and buildings rent	£2,207,189
			<b>CANADA LIFE INVESTMENTS TOTAL</b>	<b>£567,076</b>		
17	GRANNAG LTD	Special purpose vehicle to provide Portsmouth City Council with a serviced school under an operating agreement.	Children Families and Education	£537,290	Maintain PFI Miltoncross School	£65,000,000
			<b>GRANNAG LTD TOTAL</b>	<b>£537,290</b>		
18	NEILCOTT CONSTRUCTION LIMITED	Construction	Capital schemes	£531,914	ADMIRAL LORD NELSON SCHOOL - CONSTRUCTION OF SINGLE STOREY EXTENSION	£3,032,458
			<b>NEILCOTT CONSTRUCTION LIMITED TOTAL</b>	<b>£531,914</b>		
19	W STIRLAND LTD	Builders and contractors	Capital schemes	£518,205	Portsmouth Academy Expansion - 2018	£4,249,099
			<b>W STIRLAND LTD TOTAL</b>	<b>£518,205</b>		
20	PORTSMOUTH ROMAN CATHOLIC DIOCESE	MANAGEMENT OF REAL ESTATE ON A FEE OR CONTRACT BASIS	Capital schemes	£450,000	Additional teaching accommodation - St Edmunds Catholic School	£650,000
			<b>BAM CONSTRUCTION LTD TOTAL</b>	<b>£450,000</b>		



**Section 6: suppliers paid over £100,000 in Q3 by directorate**

The tables show those suppliers who have been paid over £100,000 in Q3 2019/20 by directorate. They are arranged in descending order of value by directorate.

	<b>Q3 spend with supplier</b>	<b>% of directorate Q3 spend</b>
<b>Adult Services</b>		
HAMPSHIRE COUNTY COUNCIL	£1,140,547	36%
MILLBROOK HEALTHCARE	£610,147	19%
SEVACARE (UK) LTD	£267,567	8%
NHS PORTSMOUTH CCG	£214,669	7%
TWO SAINTS LTD	£196,646	6%
<b>Children Families and Education</b>		
GRANNAG LIMITED	£537,290	9%
HAMPSHIRE COUNTY COUNCIL	£472,746	8%
CAMBIAN GROUP LTD	£389,395	7%
BAXTER STOREY LTD	£353,069	6%
KEYWORK CENTRAL LTD T/A STREET SUPPORT	£307,808	5%
SOUTHERN DOMESTIC ABUSE SERVICE	£293,007	5%
PETES AIRLINK LIMITED	£235,607	4%
SOLENT NHS TRUST	£205,903	3%
SALUTEM LD BIDCO IV LTD	£198,975	3%
ADVANCED ADOLESCENT CARE SOLUTIONS LTD	£140,185	2%
AQUA CARS LIMITED	£132,158	2%
KEYS GROUP LIMITED	£130,654	2%
PRIORY CENTRAL SERVICES LIMITED	£128,589	2%
SUNBEAM FOSTERING AGENCY	£115,665	2%
THE LODDON FOUNDATION LIMITED	£103,552	2%
COMPASS FOSTERING LIMITED	£101,911	2%
BLUE SKY FOSTERING	£101,408	2%
<b>Corporate Services</b>		
COMENSURA LTD	£827,351	61%
<b>Culture Leisure and Regulatory services</b>		
ENSIGN HIGHWAYS LTD	£117,430	10%
DERWENT FLOORING LTD T/A DYNAMIK	£114,066	10%
<b>Finance</b>		
ENSIGN HIGHWAYS LTD	£117,430	10%
DERWENT FLOORING LTD T/A DYNAMIK	£114,066	10%
ENSIGN HIGHWAYS LTD	£117,430	10%
<b>Housing Neighbourhood and Building Services</b>		
COMSERV (UK) LIMITED	£4,631,585	33%
MOUNTJOY LIMITED	£3,485,525	25%
LIBERTY GAS GROUP LIMITED	£1,383,717	10%
D M HABENS ( THE BUILDER) LTD	£751,077	5%
BIFFA WASTE SERVICES LTD	£601,199	4%
CANADA LIFE INVESTMENTS	£567,076	4%
CORRIGENDA LIMITED T/A CHURCHES	£400,903	3%

BIFFA MUNICIPAL LTD	£275,096	2%
SSE CONTRACTING LTD	£224,147	2%
E C ROBERTS CENTRE	£212,504	2%
TWO SAINTS LTD	£176,008	1%
THE SALVATION ARMY	£116,580	1%
<b>Portsmouth International Port</b>		
KNIGHTS BROWN CONSTRUCTION LTD	£1,031,146	43%
TARMAC TRADING LTD	£247,773	10%
D5 ARCHITECTS LLP	£139,595	6%
CARLISLE SECURITY SERVICES LTD	£130,527	5%
<b>Public Health</b>		
SOLENT NHS TRUST	£2,215,439	73%
THE SOCIETY OF ST JAMES	£722,001	24%
<b>Regeneration</b>		
ATKINS LIMITED	£355,687	23%
VESPASIAN SECURITY LTD	£161,643	10%
TECH EVENT SERVICES LTD	£112,671	7%
<b>Capital schemes</b>		
PMC CONSTRUCTION AND DEVELOPMENT SERVICES LTD	£1,508,009	8%
KNIGHTS BROWN CONSTRUCTION LTD	£800,886	7%
MIDAS CONSTRUCTION LTD	£694,450	5%
NEILCOTT CONSTRUCTION LIMITED	£531,914	5%
W STIRLAND LTD	£518,205	5%
PORTSMOUTH ROMAN CATHOLIC DIOCESE	£450,000	4%
HAVANT BOROUGH COUNCIL	£409,213	3%
MAEBILL CONTRACTORS LTD	£339,930	3%
REDS BUILDERS LTD	£272,602	3%
D M HABENS ( THE BUILDER) LTD	£261,052	3%
BAM CONSTRUCTION LTD	£249,907	2%
ATKINS LIMITED	£238,958	2%
SAVILLS (UK) LTD	£220,151	2%
T COLEBORN AND SON LTD	£208,840	2%
HASKONINGDHV UK LIMITED	£204,978	2%
EVOLUTIONARY SYSTEMS COMPANY LIMITED	£184,344	2%
VIX TECHNOLOGY (UK) LTD	£160,544	2%
PORTAKABIN LTD	£149,713	1%
SERVELEC GROUP LTD	£136,838	1%
SOLENT ACADEMIES TRUST	£128,534	1%
A PURKISS BUILDING AND DECORATING LTD	£124,543	1%
OLM SYSTEMS LTD	£122,000	1%
VSBW JOINT VENTURE	£121,995	1%
MILDREN CONSTRUCTION LTD	£121,341	1%
HUGHES AND SALVIDGE LIMITED	£111,885	1%
AXIS ELEVATORS LTD	£105,571	1%
WAINGAP CONTRACTS LIMITED	£105,298	1%
WESTCOAST LIMITED	£104,845	1%
COMPREHENSIVE ELEVATOR SERVICES LIMITED	£100,261	1%

Section 7: supplier performance

	Total number of contracts	KPI score (see legend below)				Expired KPI (more than 1 year since last scored)	KPI never scored	KPI not yet due	No KPI scheduled
		Gold	Green	Amber	Red				
Jun 2016	728	53	211	24	1	24	96	258	61
Sep 2016	672	47	219	24	3	26	91	202	60
Dec 2016	699	50	202	24	2	49	110	190	72
Sept 2017	709	58	174	27	2	36	112	191	109
Dec 2017	737	60	168	30	4	37	117	209	112
Jun 2018	766	43	190	26	5	43	120	227	112
Sept 2018	821	43	230	25	5	39	129	231	119
Mar 2019	894	48	253	25	3	54	105	282	124
Jun 2019	884	41	238	25	4	42	92	304	138
Oct 2019	891	34	251	27	3	57	164	214	144
<b>Feb 2020</b>	<b>874</b>	<b>33</b>	<b>310</b>	<b>28</b>	<b>0</b>	<b>42</b>	<b>116</b>	<b>197</b>	<b>148</b>

Section 7 notes

Key	
• <u>Gold:</u>	Outstanding performance
• <u>Green:</u>	Performing to standard
• <u>Amber:</u>	Some areas of improvement required
• <u>Red:</u>	Failing to perform
• <u>Expired KPI:</u>	a schedule is in place, and at least one KPI score has been recorded, but there has been no KPI scoring in the last 12 months
• <u>KPI never scored:</u>	a schedule is in place, but there have been no KPI scores for the contract
• <u>KPI not yet due:</u>	a schedule is in place, but KPI scores are not due yet. This includes contracts where KPIs are overdue by less than 3 months (grace period)
• <u>No KPI scheduled:</u>	no KPI instances have been scheduled.

KPIs are typically not scheduled for the following reasons: temporary accommodation; overarching framework agreements; not subject to procurement regulations; concessions; registration, subscription and membership fees; leases; locally commissioned services; grants; single supplier markets; and shared services.

Any contracts without KPI schedules for reasons other than those above will be investigated and addressed as necessary.

There are 0 contracts where the supplier is performing to an unsatisfactory level and remedial action is taking place (red KPI score), and 28 contracts which require improvement in performance (amber KPI score).

Reports from contract managers on those contracts with a red KPI score and a list of contracts with an amber KPI score are provided in **appendix 4** (exempt).

**THIS ITEM IS FOR INFORMATION ONLY**

**Section 8: Supplier performance monitoring**



**Portsmouth**  
CITY COUNCIL

Contracts which have **never had a KPI score**:

<b>Directorate</b>	<b>KPIs never scored</b>		
	<b>Total number of contracts (Q3)</b>	<b>Number of contracts with no KPI score (Q3)</b>	<b>% of contracts with no KPI score (Q3)</b>
Adult Services	169	6	4%
Children Families and Education	74	12	16%
Corporate Services	167	24	14%
Culture Leisure and Regulatory Services	75	21	28%
Executive	1	0	0%
Finance	39	3	8%
Housing Neighbourhood and Building Services	153	20	13%
Portsmouth International Port	48	2	4%
Public Health	22	0	0%
Regeneration	126	28	22%
<b>TOTAL</b>	<b>874</b>	<b>116</b>	<b>13%</b>

**THIS ITEM IS FOR INFORMATION ONLY**



Contracts which have **not had a KPI score in 12 months**:

<b>Directorate</b>	<b>KPIs not scored for 12 months</b>		
	<b>Total number of contracts (Q3)</b>	<b>Number of contracts with no KPI score (Q3)</b>	<b>% of contracts with no KPI score (Q3)</b>
Adult Services	169	3	2%
Children Families and Education	74	6	8%
Corporate Services	167	12	7%
Culture Leisure and Regulatory Services	75	2	3%
Executive	1	0	0%
Finance	39	6	15%
Housing Neighbourhood and Building Services	153	1	1%
Portsmouth International Port	48	1	2%
Public Health	22	0	0%
Regeneration	126	11	9%
<b>TOTAL</b>	<b>874</b>	<b>42</b>	<b>5%</b>

.....  
Signed by (Director)

**Appendices:**

Appendix 1: Non-conformance

Appendix 2: Waivers

Appendix 3: Payments under waiver

Appendix 4: Contract performance issues (exempt)

Appendix 5: Minutes from the strategic contract management board (12/08/2019) (exempt)

**Background list of documents: Section 100D of the Local Government Act 1972**

The following documents disclose facts or matters, which have been relied upon to a material extent by the author in preparing this report:

Title of document	Location